



**Noise Monitoring Result**

**Day Time (0700 - 1900hrs on normal weekdays)**

Location: M7e - International Finance Centre (Eastern End of Podium)

Date	Time	Weather	Measurement Noise Level			Baseline Level	Construction Noise Level	Limit Level
			Leq	L10	L90	Leq	Leq	Leq
Unit: dB(A), (30-min)								
02/06/11	08:45	Fine	70.3	72.7	68.5	-	70	75
08/06/11	16:35	Fine	69.2	70.7	66.0	-	69	75
14/06/11	08:25	Cloudy	68.1	71.0	62.0	-	68	75
20/06/11	14:25	Sunny	68.7	72.0	64.0	-	69	75

Location: M7w - International Finance Centre (Western End of Podium)

Date	Time	Weather	Measurement Noise Level			Baseline Level	Construction Noise Level	Limit Level
			Leq	L10	L90	Leq	Leq	Leq
Unit: dB(A), (30-min)								
02/06/11	09:22	Fine	70.3	71.7	68.1	-	70	75
08/06/11	17:15	Fine	68.9	70.7	62.3	-	69	75
14/06/11	09:04	Cloudy	69.9	73.5	64.5	-	70	75
20/06/11	13:46	Sunny	69.5	70.5	67.0	-	70	75



**Noise Monitoring Result**

**Day Time (0700 - 1900hrs on normal weekdays)**

Location: M1a - Harbour Road Sports Centre

Date	Time	Weather	Measurement Noise Level			Baseline Level	Construction Noise Level	Limit Level
			Leq	L10	L90	Leq	Leq	Leq
Unit: dB(A), (30-min)								
02/06/11	16:27	Fine	72.9	75.0	69.6	69.2	70	75
08/06/11	10:23	Fine	75.8	79.3	69.3	69.2	75	75
14/06/11	10:17	Cloudy	72.6	75.5	68.5	69.2	70	75
20/06/11	09:50	Sunny	74.0	76.0	70.0	69.2	72	75

Location: M3a - Tung Lo Wan Fire Station

Date	Time	Weather	Measurement Noise Level			Baseline Level	Construction Noise Level	Limit Level
			Leq	L10	L90	Leq	Leq	Leq
Unit: dB(A), (30-min)								
02/06/11	13:00	Fine	70.3	71.0	67.3	-	70	75
08/06/11	13:00	Sunny	67.5	69.8	65.2	-	68	75
14/06/11	13:00	Cloudy	66.9	68.5	64.0	-	67	75
20/06/11	11:30	Sunny	67.7	69.5	65.0	-	68	75

Location: M4b - Victoria Centre

Date	Time	Weather	Measurement Noise Level			Baseline Noise Level	Construction Noise Level	Limit Level
			Leq	L10	L90	Leq	Leq	Leq
Unit: dB(A), (30min)								
02/06/11	14:40	Fine	71.2	74.0	67.5	-	71	75
08/06/11	14:00	Cloudy	74.6	76.9	70.8	-	75	75
14/06/11	13:49	Cloudy	73.8	75.0	69.5	-	74	75
20/06/11	10:47	Sunny	72.4	73.5	69.5	-	72	75

Location: M5b - City Garden

Date	Time	Weather	Measurement Noise Level			Baseline Level	Construction Noise Level	Limit Level
			Leq	L10	L90	Leq	Leq	Leq
Unit: dB(A), (30min)								
02/06/11	11:02	Fine	69.5	70.6	67.8	-	70	75
08/06/11	15:42	Sunny	67.1	68.0	65.9	-	67	75
14/06/11	15:28	Fine	68.5	73.5	60.5	-	69	75
20/06/11	16:50	Sunny	68.3	70.0	65.5	-	68	75

Location: M6 - HK baptist Church henrietta Secondary School

Date	Time	Weather	Measurement Noise Level			Baseline Level	Construction Noise Level	Limit Level
			Leq	L10	L90	Leq	Leq	Leq
Unit: dB(A), (30-min)								
02/06/11	15:35	Fine	72.0	73.4	70.0	70.7	<b>66</b>	65
08/06/11	15:00	Sunny	72.2	74.5	69.8	70.7	<b>67</b>	65
14/06/11	14:45	Fine	72.4	73.5	70.5	70.7	<b>68</b>	65
20/06/11	16:10	Sunny	72.2	73.5	70.0	70.7	67	70

\* Bolded results are limit level exceedance as the noise monitoring conducted during examination



**Noise Monitoring Result**

**Restricted Time (1900 - 2300 hrs on normal weekdays and 0700-2300 on holiday)**

Location: M1a - Harbour Road Sports Center

Date	Time	Weather	Measurement Noise Level			Average Noise Level	Baseline Level	Construction Noise Level	Limit Level
			Leq	L10	L90	Leq	Leq	Leq	
Unit: dB(A), (5-min)									
02/06/11	19:07	Fine	71.9	74.1	67.5	72.5	61.1	72	70
	19:23		73.8	74.9	72.0				
	19:31		71.9	74.9	66.9				
08/06/11	19:33	Fine	72.8	76.0	68.0	72.2	61.1	72	70
	19:39		71.3	73.0	67.5				
	19:45		72.6	74.5	68.5				
14/06/11	19:03	Cloudy	72.4	75.0	68.0	71.5	61.1	71	70
	19:09		71.5	74.0	66.5				
	19:15		70.5	72.5	66.5				
24/06/11	22:23	Fine	73.2	75.5	72.9	71.9	61.1	71	70
	22:28		69.5	72.6	62.5				
	22:35		72.9	75.8	64.9				



**Noise Monitoring Result**

**Day Time (0700 - 1900hrs on normal weekdays)**

Location: M1a - Harbour Road Sports Centre

Date	Time	Weather	Measurement Noise Level			Baseline Level	Construction Noise Level	Limit Level
			Leq	L10	L90	Leq	Leq	Leq
Unit: dB(A), (30-min)								
29/06/2011	09:18	Cloudy	73.8	76.3	69.9	69.2	72	75
05/07/2011	08:45	Sunny	74.4	76.8	70.1	69.2	73	75
13/07/2011	09:15	Cloudy	74.4	77.1	70.2	69.2	73	75
19/07/2011	08:49	Cloudy	73.6	76.0	69.9	69.2	72	75
25/07/2011	16:05	Sunny	73.4	75.5	70.3	69.2	71	75

Location: M2b - Noon-day gun area

Date	Time	Weather	Measurement Noise Level			Baseline Level	Construction Noise Level	Limit Level
			Leq	L10	L90	Leq	Leq	Leq
Unit: dB(A), (30-min)								
14/07/2011	15:35	Cloudy	69.1	70.8	67.1	-	69	75
19/07/2011	09:45	Cloudy	70.2	71.4	68.2	-	70	75
25/07/2011	10:36	Sunny	70.0	71.7	67.1	-	70	75

Location: M3a - Tung Lo Wan Fire Station

Date	Time	Weather	Measurement Noise Level			Baseline Level	Construction Noise Level	Limit Level
			Leq	L10	L90	Leq	Leq	Leq
Unit: dB(A), (30-min)								
29/06/2011	10:53	Cloudy	67.5	69.3	65.1	-	68	75
05/07/2011	10:19	Sunny	68.2	70.0	64.7	-	68	75
13/07/2011	10:53	Cloudy	67.9	69.8	65.0	-	68	75
19/07/2011	10:29	Cloudy	67.4	69.1	65.4	-	67	75
25/07/2011	11:15	Sunny	67.7	69.3	65.2	-	68	75

Location: M4b - Victoria Centre

Date	Time	Weather	Measurement Noise Level			Baseline Noise Level	Construction Noise Level	Limit Level
			Leq	L10	L90	Leq	Leq	Leq
Unit: dB(A), (30min)								
29/06/2011	11:32	Cloudy	71.5	73.9	66.7	-	72	75
05/07/2011	11:00	Fine	68.6	69.8	66.9	-	69	75
13/07/2011	10:05	Cloudy	75.1	78.1	70.3	-	75	75
19/07/2011	11:19	Fine	71.7	73.7	68.0	-	72	75
25/07/2011	13:00	Sunny	70.9	72.4	68.7	-	71	75

Location: M5b - City Garden

Date	Time	Weather	Measurement Noise Level			Baseline Level	Construction Noise Level	Limit Level
			Leq	L10	L90	Leq	Leq	Leq
Unit: dB(A), (30min)								
30/06/2011	09:55	Cloudy	70.3	72.0	68.3	-	70	75
05/07/2011	13:35	Sunny	71.7	73.0	69.9	-	72	75
13/07/2011	13:00	Cloudy	69.9	71.4	67.8	-	70	75
19/07/2011	13:15	Cloudy	68.4	69.7	66.6	-	68	75
25/07/2011	15:02	Sunny	70.4	71.3	68.4	-	70	75

Location: M6 - HK baptist Church henrietta Secondary School

Date	Time	Weather	Measurement Noise Level			Baseline Level	Construction Noise Level	Limit Level
			Leq	L10	L90	Leq	Leq	Leq
Unit: dB(A), (30-min)								
30/06/2011	09:15	Cloudy	73.5	75.1	72.8	70.7	70	70
05/07/2011	14:20	Sunny	71.6	73.1	69.3	70.7	64	70
13/07/2011	14:40	Cloudy	74.3	75.5	72.7	70.7	72	70
19/07/2011	14:30	Cloudy	73.6	74.8	71.9	70.7	70	70
25/07/2011	14:22	Sunny	72.0	73.3	70.3	70.7	66	70

\* Bolded result was considered non project related



### Noise Monitoring Result

#### Day Time (0700 - 1900hrs on normal weekdays)

Location: M7e - International Finance Centre (Eastern End of Podium)

Date	Time	Weather	Measurement Noise Level			Baseline Level	Construction Noise Level	Limit Level
			Leq	L10	L90	Leq	Leq	Leq
Unit: dB(A), (30-min)								
30/06/2011	08:30	Sunny	68.3	71.1	65.8	-	68	75
05/07/2011	15:35	Sunny	72.5	73.9	70.0	-	73	75
13/07/2011	16:06	Cloudy	69.8	71.5	67.0	-	70	75
19/07/2011	15:35	Cloudy	72.8	74.1	70.9	-	73	75
25/07/2011	08:39	Sunny	73.2	74.7	68.6	-	73	75

Location: M7w - International Finance Centre (Western End of Podium)

Date	Time	Weather	Measurement Noise Level			Baseline Level	Construction Noise Level	Limit Level
			Leq	L10	L90	Leq	Leq	Leq
Unit: dB(A), (30-min)								
30/06/2011	09:08	Sunny	71.1	74.2	67.6	-	71	75
05/07/2011	16:13	Sunny	66.1	67.7	63.6	-	66	75
13/07/2011	16:35	Cloudy	66.6	68.4	63.6	-	67	75
19/07/2011	16:13	Cloudy	83.1	88.3	68.5	-	<b>83</b>	75
25/07/2011	09:23	Sunny	68.0	70.1	65.1	-	68	75

\* Bolded result was limit level exceedance considered project related



**Noise Monitoring Result**

**Restricted Time (1900 - 2300 hrs on normal weekdays and 0700-2300 on holiday)**

Location: M1a - Harbour Road Sports Center

Date	Time	Weather	Measurement Noise Level			Average Noise Level	Baseline Level	Construction Noise Level	Limit Level
			Leq	L10	L90	Leq	Leq	Leq	Leq
Unit: dB(A), (5-min)									
29/06/2011	21:37	Cloudy	71.1	73.4	67.2	71.7	61.1	71	70
	21:43		72.4	74.7	67.2				
	21:49		71.6	73.8	68.2				
05/07/2011	19:17	Fine	72.7	75.5	68.4	72.2	61.1	72	70
	19:23		72.2	75.0	67.6				
	19:29		71.7	74.1	67.6				
13/07/2011	19:00	Cloudy	73.9	76.1	71.2	73.5	61.1	73	70
	19:05		73.1	75.0	69.9				
	19:11		73.5	75.3	70.0				
19/07/2011	19:25	Cloudy	72.3	74.8	67.9	72.3	61.1	72	70
	19:31		72.3	74.9	68.0				
	19:37		72.4	74.4	68.6				
25/07/2011	19:17	Fine	72.9	75.1	69.5	72.9	61.1	73	70
	19:22		72.8	75.3	68.4				
	19:27		73.1	75.3	69.3				

Location: M2b -Noon-day gun area

Date	Time	Weather	Measurement Noise Level			Average Noise Level	Baseline Level	Construction Noise Level	Limit Level
			Leq	L10	L90	Leq	Leq	Leq	Leq
Unit: dB(A), (5-min)									
13/07/2011	19:45	Cloudy	68.7	70.4	66.1	68.2	-	68	70
	19:51		68.2	69.9	65.8				
	19:56		67.7	69.3	64.9				
19/07/2011	19:56	Cloudy	66.8	68.7	63.9	66.4	-	66	70
	20:02		65.8	67.7	63.4				
	20:08		66.6	68.4	64.0				
25/07/2011	19:50	Fine	67.4	68.9	64.1	66.4	-	66	70
	19:55		67.0	68.4	64.5				
	20:00		64.9	66.3	62.9				

Location: M3a - Tung Lo Wan Fire Station

Date	Time	Weather	Measurement Noise Level			Average Noise Level	Baseline Level	Construction Noise Level	Limit Level
			Leq	L10	L90	Leq	Leq	Leq	Leq
Unit: dB(A), (5-min)									
13/07/2011	20:25	Cloudy	67.1	69.9	63.6	65.7	-	66	70
	20:31		65.0	67.0	61.8				
	20:37		65.0	66.6	62.5				
19/07/2011	20:27	Cloudy	64.8	66.9	62.4	65.0	-	65	70
	20:33		65.3	68.0	62.3				
	20:39		64.8	66.7	62.1				
25/07/2011	20:23	Fine	66.2	68.6	62.9	65.6	-	66	70
	20:28		65.5	68.5	62.7				
	20:33		65.1	67.7	62.6				



**Noise Monitoring Result**

**Day Time (0700 - 1900hrs on normal weekdays)**

Location: M1a - Harbour Road Sports Centre

Date	Time	Weather	Measurement Noise Level			Baseline Level	Construction Noise Level	Limit Level
			Leq	L10	L90	Leq	Leq	Leq
Unit: dB(A), (30-min)								
04/08/11	10:43	Sunny	73.1	75.6	68.8	69.2	71	75
11/8/2011*	15:07	Fine	73.3	75.2	70.1	69.2	71	75
16/08/11	17:43	Fine	72.9	75.5	68.0	69.2	70	75
22/08/11	15:07	Fine	73.3	75.3	69.8	69.2	71	75

Remark: Noise monitoring was rescheduled from 10 /8/2011 to 11/8/2011 due to rain

Location: M2b - Noon-day gun area

Date	Time	Weather	Measurement Noise Level			Baseline Level	Construction Noise Level	Limit Level
			Leq	L10	L90	Leq	Leq	Leq
Unit: dB(A), (30-min)								
04/08/11	15:30	Sunny	67.0	68.4	64.9	-	67	75
10/08/11	10:50	Cloudy	68.0	69.4	66.2	-	68	75
16/08/11	18:30	Fine	66.5	68.0	64.0	-	67	75
22/08/11	15:55	Fine	70.1	71.5	68.0	-	70	75

Location: M3a - Tung Lo Wan Fire Station

Date	Time	Weather	Measurement Noise Level			Baseline Level	Construction Noise Level	Limit Level
			Leq	L10	L90	Leq	Leq	Leq
Unit: dB(A), (30-min)								
04/08/11	13:00	Sunny	67.9	69.7	65.8	-	68	75
10/08/11	11:30	Cloudy	66.7	68.3	64.5	-	67	75
16/08/11	15:31	Sunny	67.5	69.2	65.3	-	68	75
22/08/11	9:18	Fine	70.9	72.1	68.2	-	71	75

Location: M4b - Victoria Centre

Date	Time	Weather	Measurement Noise Level			Baseline Noise Level	Construction Noise Level	Limit Level
			Leq	L10	L90	Leq	Leq	Leq
Unit: dB(A), (30min)								
04/08/11	11:30	Sunny	68.7	70.2	66.4	-	69	75
10/08/11	15:45	Cloudy	70.8	71.7	68.4	-	71	75
16/08/11	13:33	Sunny	72.8	75.7	68.3	-	73	75
22/08/11	10:00	Fine	70.5	71.7	68.3	-	71	75

Location: M5b - City Garden

Date	Time	Weather	Measurement Noise Level			Baseline Level	Construction Noise Level	Limit Level
			Leq	L10	L90	Leq	Leq	Leq
Unit: dB(A), (30min)								
04/08/11	13:47	Sunny	69.6	70.4	68.4	-	70	75
11/8/2011*	16:20	Fine	70.0	70.9	68.8	-	70	75
16/08/11	17:45	Sunny	68.6	71.1	66.7	-	69	75
22/08/11	16:42	Fine	70.6	72.1	68.6	-	71	75

Remark: Noise monitoring was rescheduled from 10 /8/2011 to 11/8/2011 due to rain

Location: M6 - HK baptist Church henrietta Secondary School

Date	Time	Weather	Measurement Noise Level			Baseline Level	Construction Noise Level	Limit Level
			Leq	L10	L90	Leq	Leq	Leq
Unit: dB(A), (30-min)								
04/08/11	14:36	Sunny	72.2	73.9	70.3	70.7	67	70
10/08/11	16:40	Cloudy	74.2	75.4	72.5	70.7	72	70
16/08/11	16:30	Sunny	74.9	76.2	72.6	70.7	73	70
22/08/11	10:55	Fine	73.5	74.6	71.7	70.7	70	70



**Noise Monitoring Result**

**Day Time (0700 - 1900hrs on normal weekdays)**

Location: M7e - International Finance Centre (Eastern End of Podium)

Date	Time	Weather	Measurement Noise Level			Baseline Level	Construction Noise Level	Limit Level
			Leq	L10	L90	Leq	Leq	Leq
Unit: dB(A), (30-min)								
04/08/11	9:15	Sunny	71.5	74.0	67.9	-	72	75
10/08/11	9:34	Cloudy	71.2	72.1	67.4	-	71	75
16/08/11	9:27	Sunny	72.8	74.7	68.7	-	73	75
22/08/11	13:32	Fine	70.8	71.9	69.3	-	71	75

Location: M7w - International Finance Centre (Western End of Podium)

Date	Time	Weather	Measurement Noise Level			Baseline Level	Construction Noise Level	Limit Level
			Leq	L10	L90	Leq	Leq	Leq
Unit: dB(A), (30-min)								
04/08/11	9:45	Sunny	66.4	68.8	63.0	-	66	75
10/08/11	8:55	Cloudy	66.5	67.8	64.5	-	67	75
16/08/11	10:07	Sunny	68.5	70.6	64.1	-	69	75
22/08/11	14:15	Fine	70.1	72.4	66.1	-	70	75





**Noise Monitoring Result**

**Restricted Time (1900 - 2300 hrs on normal weekdays and 0700-2300 on holiday)**

Location: M1a - Harbour Road Sports Center

Date	Time	Weather	Measurement Noise Level			Average Noise Level	Baseline Level	Construction Noise Level	Limit Level
			Leq	L10	L90	Leq	Leq	Leq	Leq
Unit: dB(A), (5-min)									
04/08/11	20:06	Fine	69.3	72.6	62.9	69.2	61.1	68	70
	20:11		69.8	72.9	63.1				
	20:16		68.5	71.5	62.5				
11/08/11	19:03	Fine	71.3	74.0	67.0	70.7	61.1	70	70
	19:08		70.3	73.0	64.5				
	19:13		70.4	72.9	65.1				
16/08/11	21:54	Fine	69.4	72.6	63.1	68.8	61.1	68	70
	22:02		68.9	71.6	63.3				
	22:07		68.1	71.2	61.8				
22/08/11	20:25	Fine	72.9	75.1	69.3	72.9	61.1	73	70
	20:30		72.8	74.9	70.1				
	20:35		73.0	75.7	69.1				

Location: M2b -Noon-day gun area

Date	Time	Weather	Measurement Noise Level			Average Noise Level	Baseline Level	Construction Noise Level	Limit Level
			Leq	L10	L90	Leq	Leq	Leq	Leq
Unit: dB(A), (5-min)									
04/08/11	20:10	Fine	67.6	69.0	65.2	67.8	-	68	70
	20:15		66.9	68.6	64.5				
	20:20		67.6	69.3	64.6				
10/08/11	19:00	Cloudy	67.8	69.3	65.5	67.2	-	67	70
	19:06		66.9	68.0	65.1				
	19:12		67.0	68.2	65.4				
16/08/11	19:12	Fine	66.0	67.0	63.5	66.0	-	66	70
	19:17		66.6	68.0	64.5				
	19:22		65.5	67.0	63.5				
22/08/11	19:00	Fine	63.4	67.0	53.5	63.4	-	63	70
	19:05		51.3*	52.5	49.5				
	19:10		51.9*	53.5	49.5				

\*Remarks: The abnormal data were discarded due to the low voltage supply of the battery.

Location: M3a - Tung Lo Wan Fire Station

Date	Time	Weather	Measurement Noise Level			Average Noise Level	Baseline Level	Construction Noise Level	Limit Level
			Leq	L10	L90	Leq	Leq	Leq	Leq
Unit: dB(A), (5-min)									
04/08/11	20:38	Fine	64.9	66.4	62.5	65.3	-	65	70
	20:43		64.5	66.3	62.3				
	20:48		66.6	69.2	62.8				
10/08/11	19:37	Cloudy	65.6	67.9	62.7	65.5	-	66	70
	19:43		65.4	67.2	63.4				
	19:49		65.5	67.3	63.2				
16/08/11	19:50	Fine	71.9	73.5	66.0	70.1	-	70	70
	19:55		68.9	71.5	64.0				
	20:05		69.5	72.0	64.5				
22/08/11	19:30	Fine	65.5	67.5	62.5	65.0	-	65	70
	19:35		64.7	66.5	62.0				
	19:40		64.7	67.0	62.0				



**Noise Monitoring Result**

**Restricted Time (1900 - 2300 hrs on normal weekdays and 0700-2300 on holiday)**

Location: M7e - International Finance Centre (Eastern End of Podium)

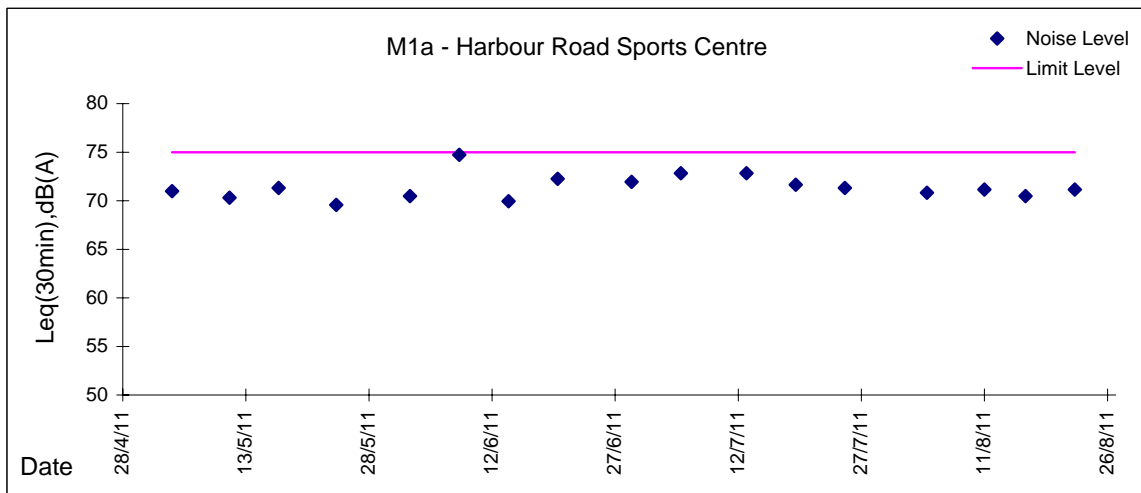
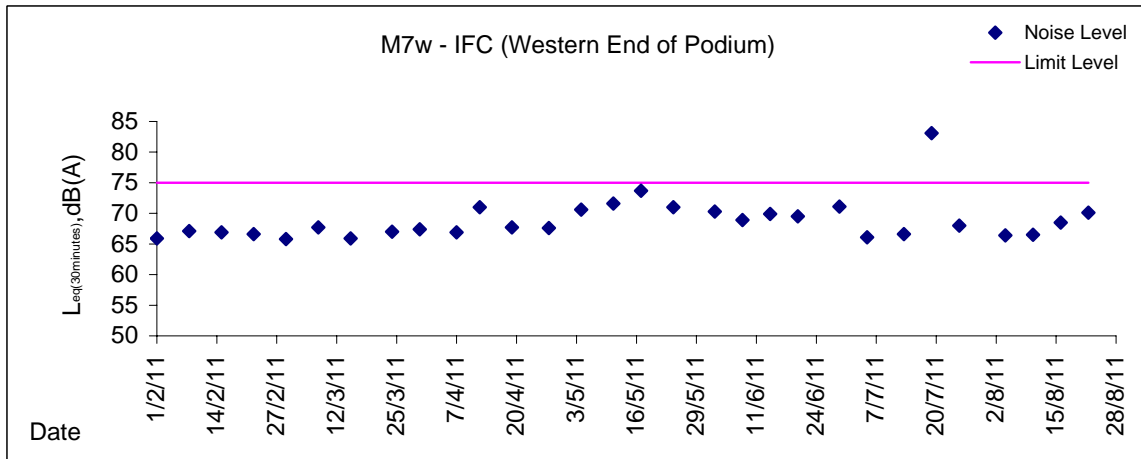
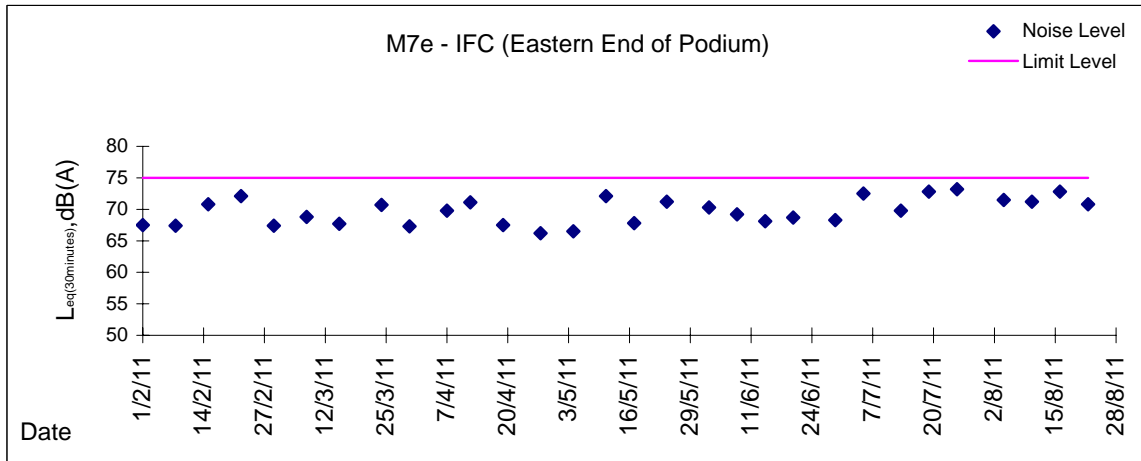
Date	Time	Weather	Measurement Noise Level			Average Noise Level	Baseline Level	Construction Noise Level	Limit Level
			Leq	L10	L90	Leq	Leq	Leq	Leq
Unit: dB(A), (5-min)									
04/08/11	19:00	Fine	65.8	67.7	63.5	65.2	-	65	70
	19:05		65.2	66.8	62.2				
	19:10		64.5	66.3	62.5				
11/08/11	19:52	Fine	64.4	66.5	61.7	65.0	-	65	70
	19:57		64.3	66.0	61.9				
	20:02		66.2	69.6	61.8				
16/08/11	19:55	Fine	64.8	66.7	61.7	64.3	-	64	70
	20:01		65.1	67.1	61.8				
	20:07		63.1	64.8	61.1				
22/08/11	19:10	Fine	64.8	66.6	62.1	65.5	-	66	70
	19:15		65.7	67.6	61.5				
	19:20		66.0	68.1	63.0				

Location: M7w - International Finance Centre (Western End of Podium)

Date	Time	Weather	Measurement Noise Level			Average Noise Level	Baseline Level	Construction Noise Level	Limit Level
			Leq	L10	L90	Leq	Leq	Leq	Leq
Unit: dB(A), (5-min)									
04/08/11	19:28	Fine	64.7	67.0	61.9	63.6	-	64	70
	19:33		63.0	64.4	60.9				
	19:38		63.0	64.3	60.8				
11/08/11	19:27	Fine	64.3	65.5	62.4	65.0	-	65	70
	19:32		64.0	65.4	62.1				
	19:37		66.8	69.6	63.4				
16/08/11	19:15	Fine	64.1	65.5	61.8	63.4	-	63	70
	19:21		64.2	66.1	61.2				
	19:27		62.0	63.5	60.3				
22/08/11	19:38	Fine	64.1	65.3	62.4	64.3	-	64	70
	19:43		64.4	66.4	62.0				
	19:48		64.4	65.7	62.2				



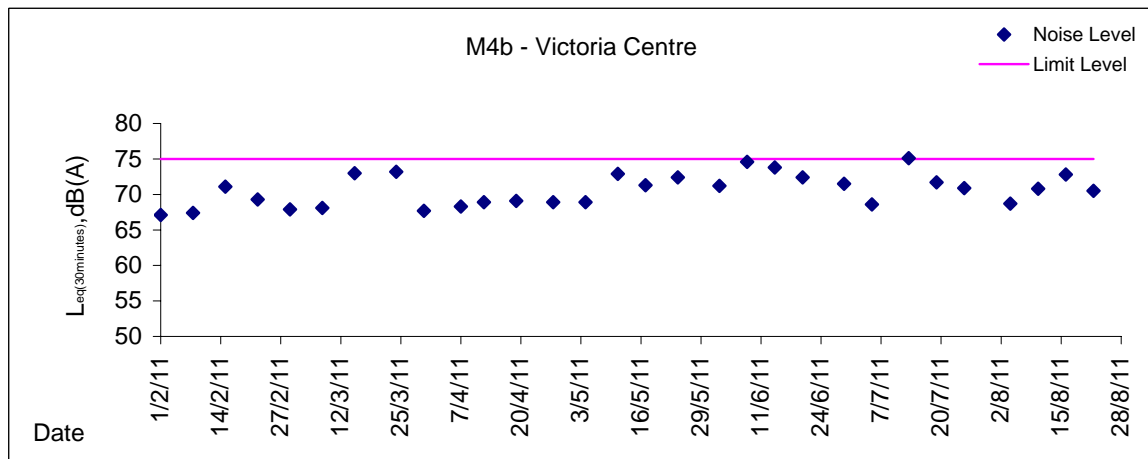
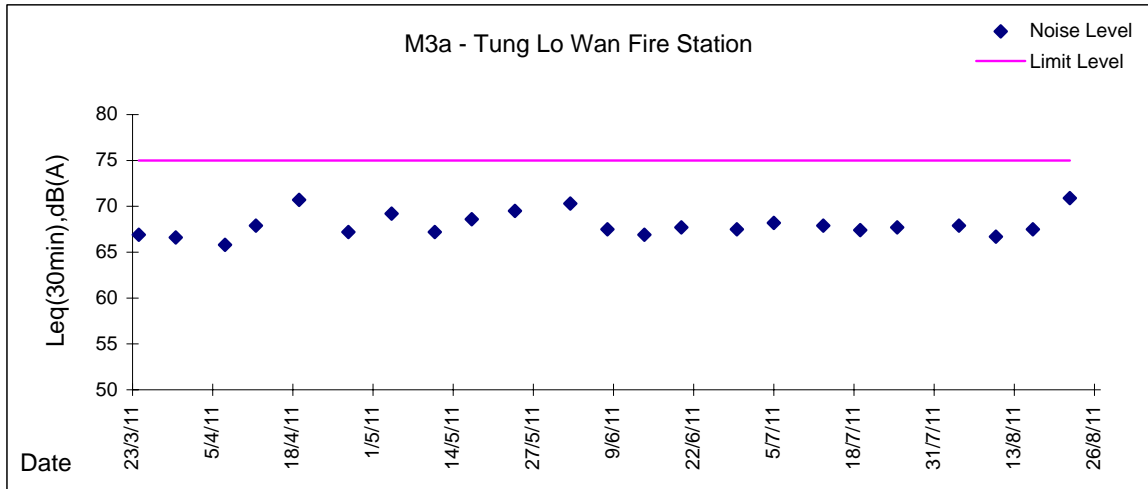
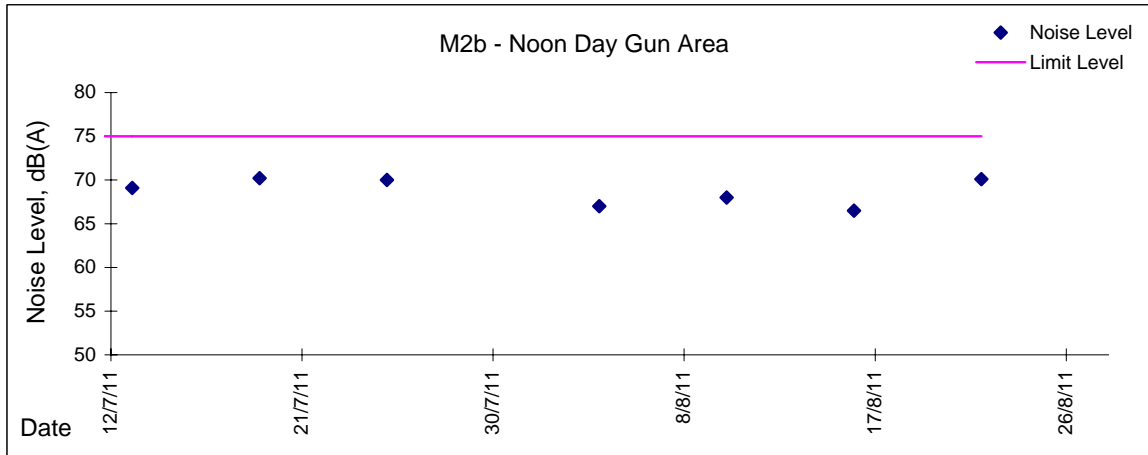
**Graphic Presentation of Noise Monitoring Result**  
**Day Time (0700 - 1900hrs on normal weekdays)**





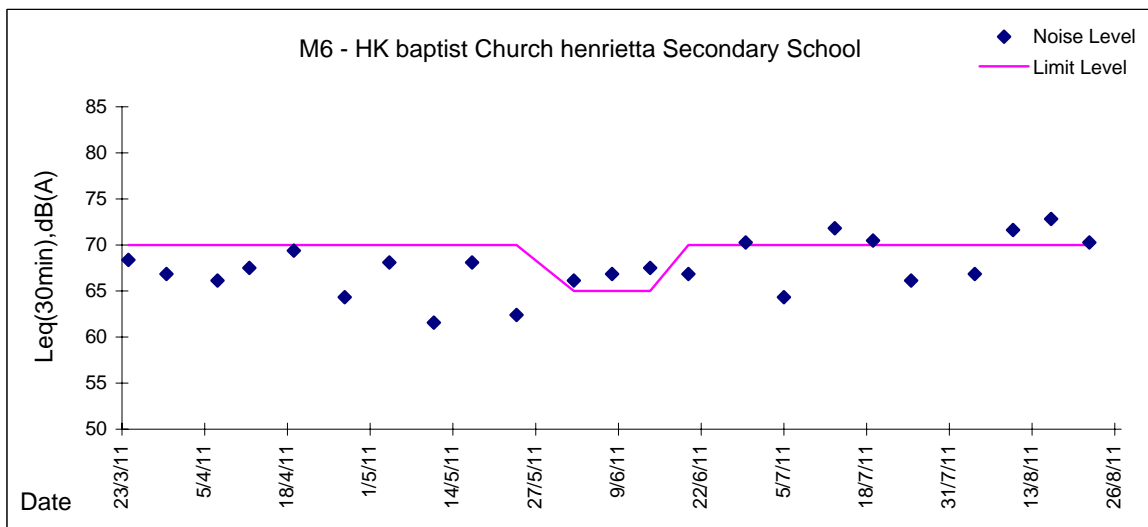
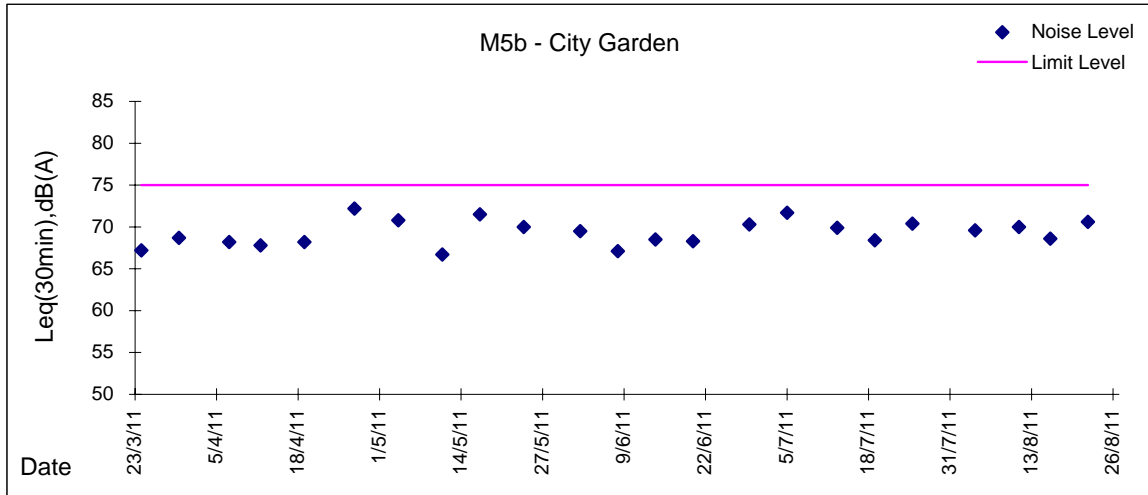
**Graphic Presentation of Noise Monitoring Result**

**Day Time (0700 - 1900hrs on normal weekdays)**





**Graphic Presentation of Noise Monitoring Result**  
**Day Time (0700 - 1900hrs on normal weekdays)**





**Graphic Presentation of Noise Monitoring Result**

**Restricted Time (1900 - 2300 hrs on normal weekdays and 0700-2300 on holiday)**

